

SMART+™ HDH Series

Heavy Duty Hydraulic Leveler

Innovative, Touch Screen Technology meets Durable PIONEER Design

The Pioneer *SMART+*™ line of levelers combines cutting-edge technology with durable, dependable, fully hydraulic construction. *SMART+*™ HDH levelers feature HMI - Human Machine Interface - control panels for simpler, more intuitive operation as well as our reliable solid steel structural “C” channel design and solid state proximity sensors to control deck and lip functions.



50,000; 60,000; 70,000 and 80,000 lb. Dynamic Capacities
6', 6'6", and 7' Widths
6', 8', and 10' Lengths
(Custom Sizes Available)

HMI Controls for Easier, Smarter Operation

The *SMART+*™ Touch Screen is intuitive, easier to operate than push buttons or knobs and offers intelligent feedback. HMI panels have no analog controls and fewer mechanical elements. With state-of-the-art components, they provide a longer service life and are unaffected by heat or cold and the diverse range of environments found in industry.



SMART+™ HDH requires no special style of gloves for operation. Leather work gloves or heavy-duty welding gloves will activate the Touch Screen.



Warranty

Pioneer provides a 1-year warranty on *SMART+*™ control panel, motor and pump and miscellaneous parts (including materials, labor and freight). A 5-year warranty on structural members.

Guarantee

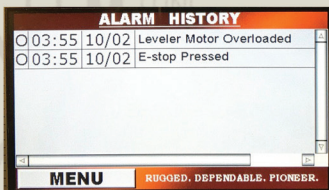
PIONEER will provide our standard warranty or match any documented competitive warranty in the industry for comparable models. There is no fine print.



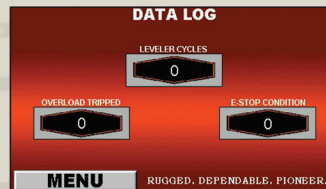
SMART+™ HDH Series

Heavy Duty Hydraulic Leveler

SMART+™ Touch Screen Interactive Display



Management can **easily study** all alarms to see how the unit is being operated



The **unique Data Log** allows supervisors the ability to schedule routine maintenance while at the same time be apprised of misuse or possible problems

Simple Operation



Simple, Intuitive **Touch Screen** menu allows unparalleled ease of control for all aspects of the HDH. Leveler can be recycled with the truck in position or after the truck departs.



Operate Icon requires constant pressure. **Normal/Below Icon** changes at a touch. Optional **Lip Out Icon** works in conjunction with the Operate Icon and also requires constant pressure.



Solid-state Proximity Sensors control all Leveler functions, including automatic return to cross-traffic position upon truck departure

Durability Meets Safety




Exclusive PIONEER Support Struts make the "HDH" Series the strongest and safest Leveler in the industry today



The HDH hydraulic system features a **Heavy Duty Main Cylinder**. **Inline Safety Stop** guards against free-fall in the event of premature truck departure.



PIONEER's solid steel **Structural "C" Channel** offers matchless deck support - providing a 39% greater resistance to elastic bending moments than other industry designs



Deck and lip are constructed of **55,000 lb. Minimum Yield Steel Tread Plate**

Dealer Locations

PIONEER Dock Equipment is available nationwide. For the location of your nearest PIONEER Dealer call us **toll free at 1.800.251.3382**.

